

Sound Insulated Centrifugal Fans **AM-IF-AC** (Square Outlet)

APPLICATION

AM-IF fans are specially designed for supply and exhaust ventilation of premises requiring high requirements to noise level and limited mounting space. Installation provision is there to mount above suspended ceiling.

AREAS OF APPLICATION

Best Solution for Ventilation in libraries, conference halls, educational institutions, kindergartens, health care and child care facilities etc. where noise is a major criteria with limited mounting space.

DESIGN

- The fan Casing made of galvanized steel sheet.
- The casing is internally filled with 25 mm thermal- and sound insulating layer made of non-flammable foamed polyurethane
- Connecting spigots are equipped with rubber seals.
- Mounting brackets on the fan casing for mounting to the ceiling.

MOTOR

- These fans are equipped with 2 pole asynchronous external rotor motor with a centrifugal impeller and backward curved blades.
- Motor equipped with built in thermal overload protection

with automatic restart.

- Motor ball bearings with selective lubricating oil ensure low noise and maintenance-free fan operation.
- The motor is installed on specially designed rubber vibration damping mounts to absorb vibration and noise.
- Motor has IP X4 ingress protection rating.

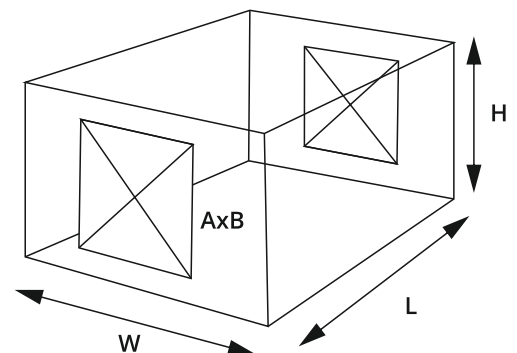
SPEED CONTROL

- Smooth speed control with an external thyristor controller is provided along with the unit.


MOUNTING

- Due to compact design the fan is the ideal solution for mounting in limited spaces.
- The fan can be installed in any position with respect to air flow direction as indicated with a pointer on fan casing.
- Wall or ceiling mounting with a fixing bracket supplied as a standard.
- Flexible air ducts are fixed on fan spigots with clamps.
- Power is supplied through an external terminal box.

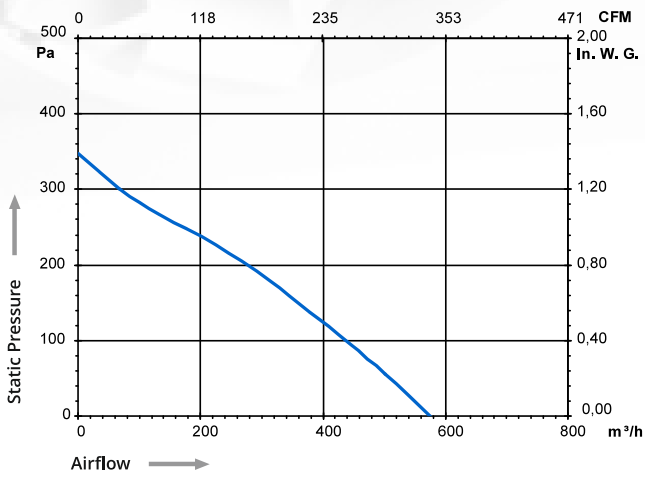
MODEL AM-IF-AC	AxB	L	W	H
150	150x150	450	350	210
200	200x200	550	430	285
250	200x200	550	430	285
315	250x250	600	500	395



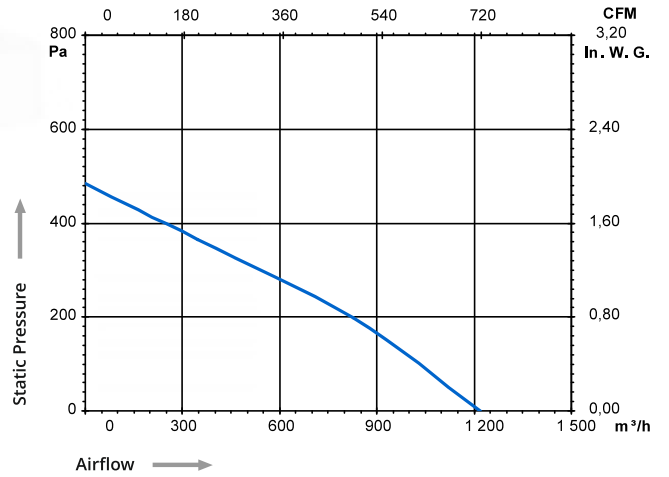
SPECIFICATIONS

MODEL AM-IF-AC	Voltage [V]	Power [W]	Current [A]	Frequency [Hz]	dBA 3MT	Capacitor [μ F]	RPM	Weight [Kgs]	
150	230	62	0.28	50	36	2.0	2510	10	IP 44
200	230	143	0.63	50	38	4.0	2505	14	IP 44
250	230	190	0.83	50	39	6.0	2700	14	IP 44
315	230	225	1.02	50	43	8.0	2635	20	IP 44

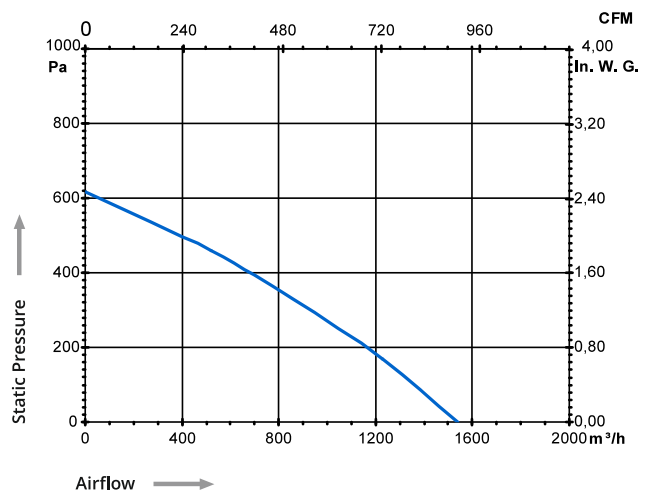
AM-IF-AC - 150



AM-IF-AC - 200



AM-IF-AC - 250



AM-IF-AC - 315

