

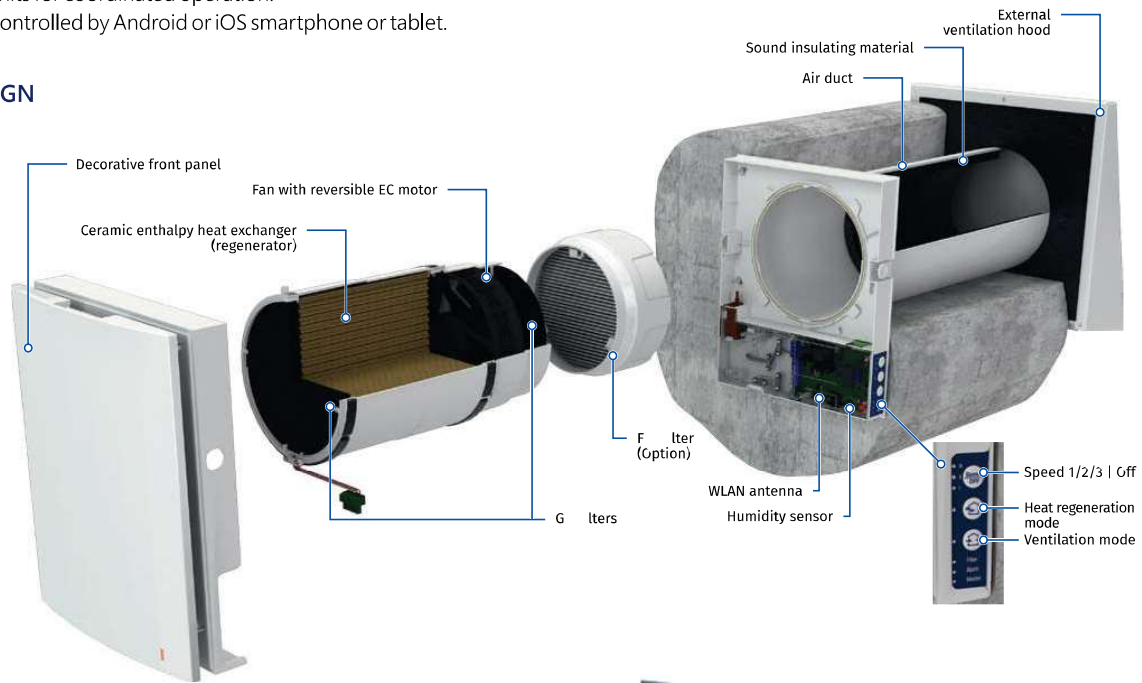


## Heat recovery single room units **VENTO EXPERT A50-1 W**

### FEATURES

- Arrangement of efficient energy-saving, supply and exhaust, single-room ventilation in flats, houses, cottages, social and commercial premises.
- Reducing heat losses caused by ventilation due to heat recovery.
- Humidity balance and regulated air exchange create individually controlled microclimate.
- Wi-Fi communication between several single-room ventilation units for coordinated operation.
- Controlled by Android or iOS smartphone or tablet.

### DESIGN



Easy maintenance. Indoor unit is opened by pressing the latches on both sides.



The specially designed front panel can be closed manually to ensure 100% air tightness and protect against wind impact.



One of the best regeneration efficiency on the market due to innovative hexagonal structure of the heat exchanger cells.



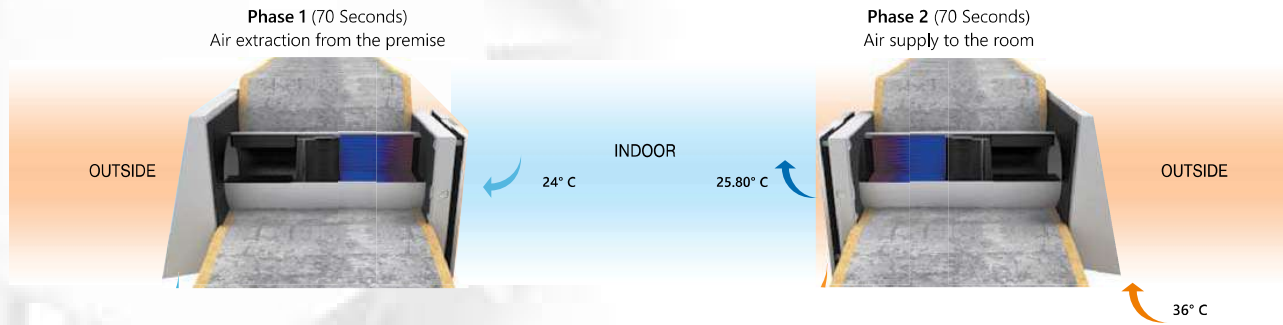
Integrated automatic air shutters prevent air back drafting.



Built-in Wi-Fi for wireless communication between units and Android or iOS device control.

## HEAT AND MOISTURE REGENERATION

### • UNIT OPERATING LOGIC IN WATER PERIOD



- Warm stale air is extracted from the premise, flows through the ceramic regenerator and transfers its heat energy and moisture to it.
- As the ceramic regenerator gets warmed up, the unit switches to the supply mode.
- Clean cold intake air flows through the regenerator and absorbs accumulated heat and humidity.
- When the ceramic regenerator is cooled down, the unit switches to the extract air mode.

### CONTROL

- The units can be connected by Wi-Fi for synchronized operation.

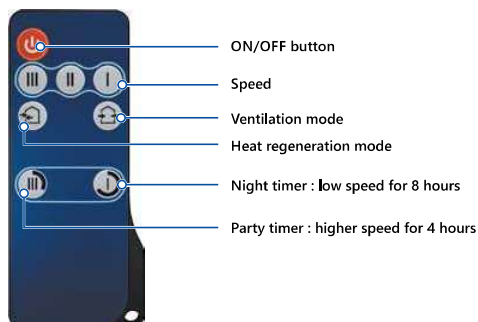


The units can be connected by Wi-Fi. Blaubeerg Vento app for Android or iOS devices is available at Google Play and App Store.



The VENTO Expert A50-1 W unit can be connected to a laptop for advanced settings:

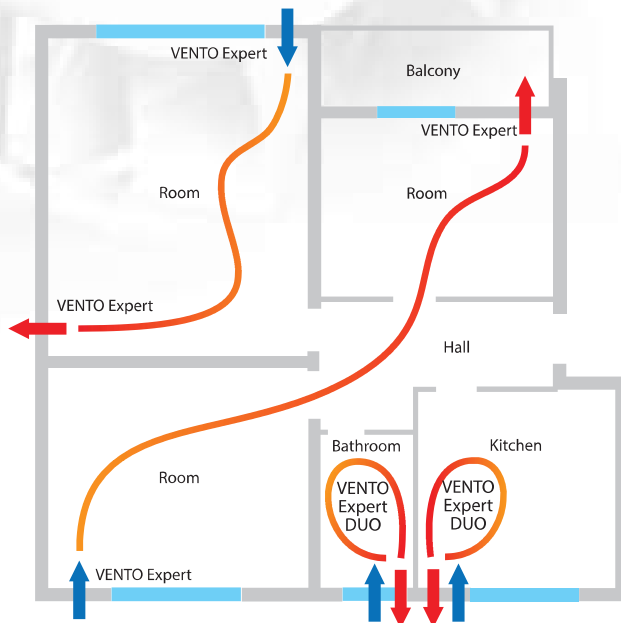
- Master or slave
- Supply or exhaust operation in ventilation mode
- Connection through a Wi-Fi router or directly to a smartphone.



## MOUNTING

- The unit is designed for through-the-wall installation inside a prepared hole in an outer wall of the building.
- The best ventilation solution is pairwise installation of reverse phase connected units. Some units ensure supply of fresh air to the room and the other units extract air from the premise. This way the most efficient balanced ventilation is arranged.

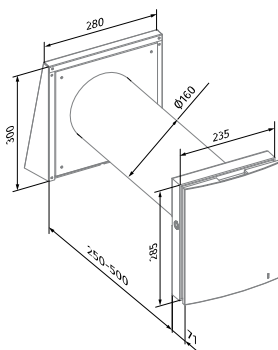
- In case of brand new construction, units are mounted in two stages:
  - Pre-installation of an air duct and an outer ventilation hood at the stage of indoor finishing and outer decorative wall finishing.
  - Completion of the installation before commissioning of a house. It includes installation of the indoor unit with controller and shutters, the cartridge, the regenerator, the fan and the filters.



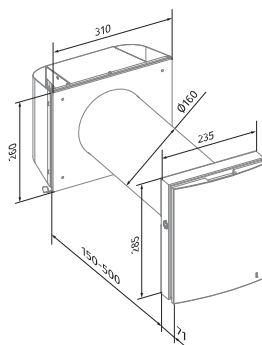
Angular mounting into a wall with standard thickness using  
**KIT BlauPlast white 160 / KIT BlauPlast chrome 160**



## OVERALL DIMENSIONS mm



VENTO Expert A50-1 W



VENTO Expert A50-1 S W  
 (for thin walls)

## SPECIFICATIONS

Parameters	VENTO Expert A50-1 W		
Speed	I	II	III
Voltage [V / 50 (60) Hz]	100-230		
Power [W]	4.45	5.08	7.06
Current [A]	0.035	0.040	0.059
RPM [min <sup>-1</sup> ]	800	1300	1900
Air flow in ventilation mode [m <sup>3</sup> /h (l/s)]	15 (4)	30 (8)	50 (14)
Air flow in heat recovery mode [m <sup>3</sup> /h (l/s)]	8 (2)	15 (4)	25 (7)
Filter	G3 (Option: F8 PM2,5> 99 %*)		
Transported air temperature [°C]	-20...+50		
Sound pressure level at 1 m [dBA]	20	27	30
Sound pressure level at 3 m [dBA]	11	18	21
Outdoor sound pressure attenuation [dBA] in accordance with DIN EN 20140	42		
Regeneration efficiency [%] in accordance with DIBt LÜ-A 20	up to 93		
SEC Class	A		
Ingress protection rating	IP24		

\* maximum air flow 40 m<sup>3</sup>/h

